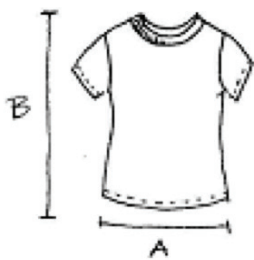
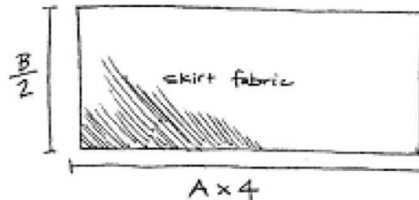


T-Shirt Dress Pattern



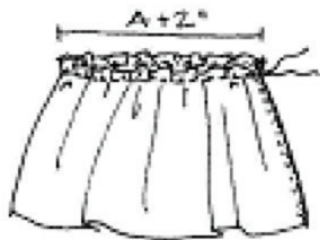
Lay T-shirt on table and measure bottom of shirt (A). Then measure length (B).



Multiply shirt width A by 4. This will be the width of the skirt fabric. Divide shirt length (B) by 2 and at least 2 inches (for modesty in Africa). This will be the length of the skirt. Cut a piece of fabric to these dimensions



Fold fabric in half, right sides together, and sew the two short edges together. Then either serge or zigzag along seam edge. You'll end up with large circle of fabric.



Run a gathering stitch along the top edge of the fabric circle about 1/2" from edge. Gather fabric until it equals the width of the shirt (A)+2".



Turn the skirt inside out and place T-shirt inside skirt. Pin gathered skirt edge to bottom edge of T-shirt, right sides together (with hem edge of skirt facing up and gathered edges facing down). Sew gathered edge of skirt to bottom edge of T-shirt, stitching twice all around and slightly stretching T-shirt to match gathered skirt edge (A+2"). Serge or zigzag seam edge.



Flip gathered skirt down and lightly press the seam. Fold over the bottom edge 1/4" twice and stitch hem.

Send donations and finished dresses to

Little Dresses for Africa
21805 Woodruff Road
Rockwood, MI 48173

Thank you for your help with Little Dresses for Africa. Together, we can make a difference... one little dress at a time.

